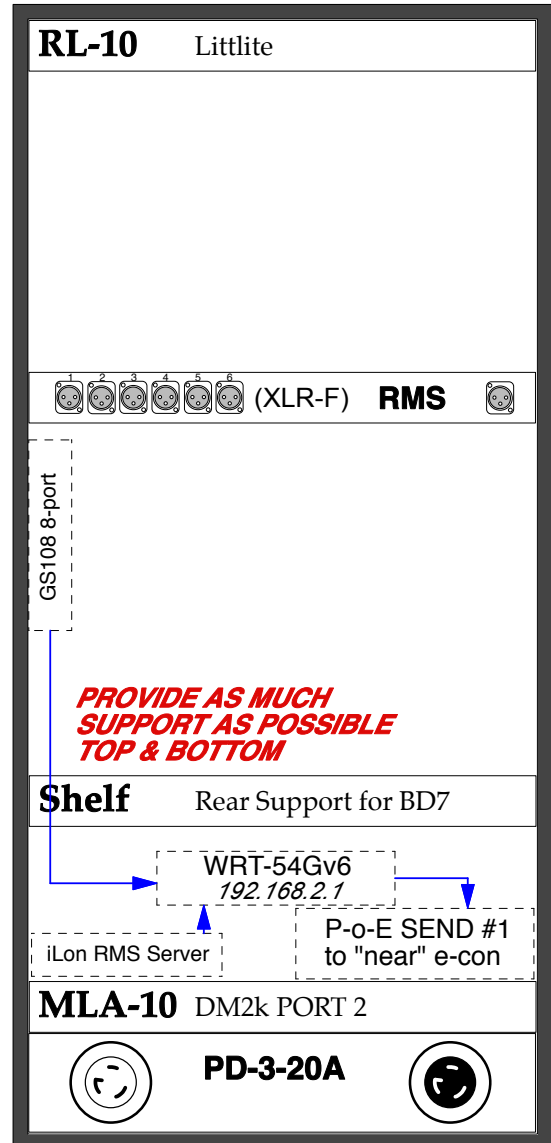
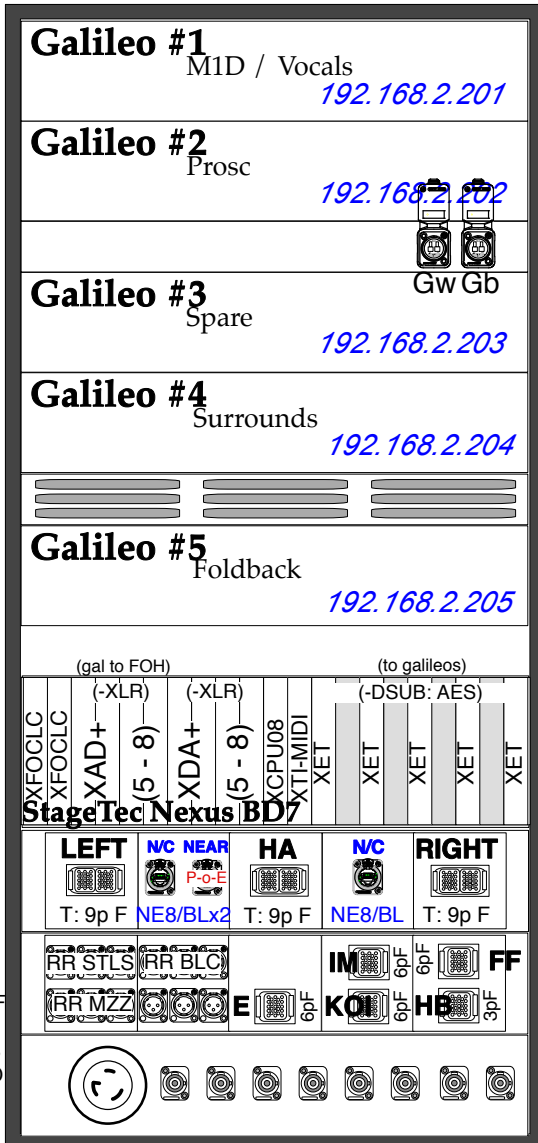


GALILEO RACK

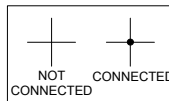
FRONT

REAR



EACH GROUP OF THREE XLR-M PANEL MOUNTS PARALLELED TO SINGLE F TAIL

PIN	NAME	USE	PIN	NAME	USE	PIN	NAME
1	MIDI In 1 (-)	DM2K 9	9	MIDI Out 1 (-)	WIZ	17	Ground
2	MIDI In 1 (+)	DM2K 10	10	MIDI Out 1 (+)	WIZ	18	Ground
3	MIDI In 2 (-)		11	MIDI Out 2 (-)		19	Ground
4	MIDI In 2 (+)		12	MIDI Out 2 (+)		20	Ground
5	MIDI In 3 (-)		13	MIDI Out 3 (-)		21	+9VDC
6	MIDI In 3 (+)		14	MIDI Out 3 (+)		22	+9VDC
7	MIDI In 4 (-)		15	MIDI Out 4 (-)		23	+9VDC
8	MIDI In 4 (+)		16	MIDI Out 4 (+)		24	+9VDC



KOI1: WIZ MIDI
 KOI2: PIT MM-4s A
 KOI3: PIT MM-4s F
 KOI4:
 KOI5:
 KOI6:

Notes:

- Please do not install vent panels in blank space unless specified as a vent drawing.
- Please do not tie-wrap non-removable power cords together.
- Please do not cover empty holes in MDP (Stek) panels.
- Please mount all multicable blocks with two keys UP!



WICKED

SECOND NATIONAL TOUR
 Sound: Tony Meola © 2008
 Shop: PRG Audio
 Drawn: KH 81.10T2
 Date: 01. November, 2008

DWG: GALILEO RACK

MLA10 Labeling: